


FEE VERIFICATION FOR COLLEGE

STEP-1 → COLLEGE HAS TO LOGIN FIRST USING GIVEN USERNAME AND PASSWORD.



 **VEER BAHADUR SINGH PURVANCHAL UNIVERSITY, JAUNPUR**
वीर बहादुर सिंह पूर्वांचल विश्वविद्यालय, जौनपुर



College Login

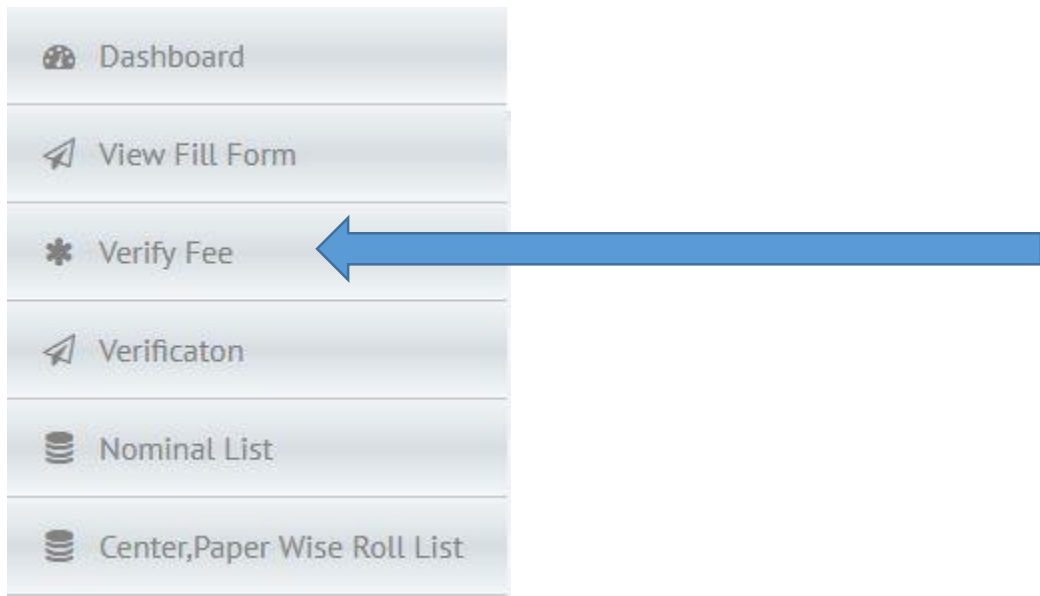
College Code:

User Name:

Password:

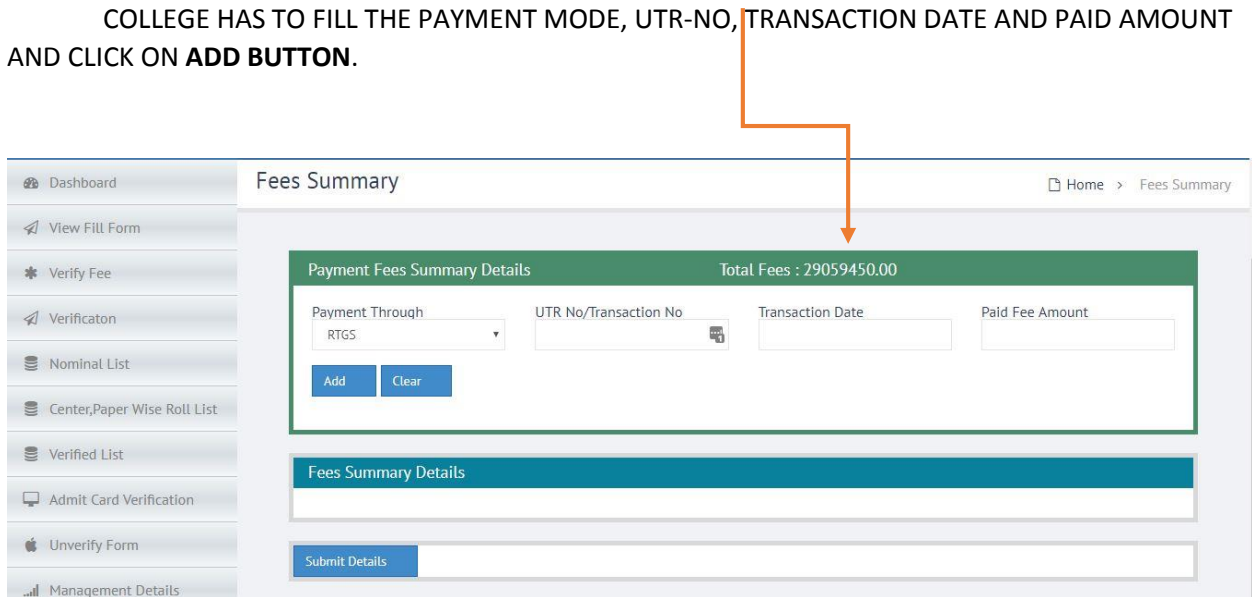
[Sign In](#)

STEP-2 → AFTER SUCCESSFUL LOGIN. PLEASE CLICK ON THE “**VERIFY FEE**”



STEP-3 → AFTER CLICK ON THE “**VERIFY FEE**”. THE “**TOTAL FEES OF THAT COLLEGE WILL SHOWN.**”

COLLEGE HAS TO FILL THE PAYMENT MODE, UTR-NO, TRANSACTION DATE AND PAID AMOUNT AND CLICK ON **ADD BUTTON**.



STEP-4 → IF COLLEGE HAS SUBMITTED THE FEE MORE THAN ONE TIME THEN FILL ALL THE DETAIL ONCE AGAIN AND CLICK ON “ADD BUTTON”.

Payment Fees Summary Details
Total Fees : 29059450.00

Payment Through RTGS	UTR No/Transaction No	Transaction Date	Paid Fee Amount
-------------------------	-----------------------	------------------	-----------------

Add
Clear

Fees Summary Details

S.NO.	PAYMENT	UTR NO	TRANSACTION DATE	TOTAL AMOUNT	PAID AMOUNT
1	RTGS	ABC-123	01-JAN-2018	29059450	500000
2	NEFT	ABC-234	31-AUG-2018	-	600000
3	CASH	-	05-JAN-2018	-	120000
TOTAL					1220000.00 (ONE MILLION TWO HUNDRED AND TWENTY THOUSAND) (REMAINING AMOUNT : 27839450.00)

Submit Details
↑

STEP-5 → AFTER FILL ALL THE DETAILS. CLICK ON “SUBMIT DETAILS” BUTTON”. A MESSAGE “FEE VERIFICATION SUBMITTED SUCCESSFULLY”.

Payment Fees Summary Details
Total Fees : 29059450.00

Payment Through RTGS	UTR No/Transaction No	Transaction Date	Paid Fee Amount
-------------------------	-----------------------	------------------	-----------------

Add
Clear

Fees Summary Details

S.NO.	PAYMENT	UTR NO	TRANSACTION DATE	TOTAL AMOUNT	PAID AMOUNT
1	RTGS	ABC-123	01-JAN-2018	29059450	500000
2	NEFT	ABC-234	31-AUG-2018	-	600000

localhost:8712 says:
 Fee verification Submitted Successfully.

OK

Home > Fees Summary